



# Mayfield City School District

Every Student. Every day.

Spring 2016 Mayfield Schools Survey Results

## Triad Community Attitude Survey results: Making the Case

What we wanted to know:

- ▶ Educational programming
- ▶ Facilities
- ▶ Finances
- ▶ Levy support



# Operating with Excellence & Innovation



## Rating Mayfield Schools TRIAD Community Attitude Survey

- ▶ Conducted by phone
- ▶ N=400
- ▶ GM/MV = 21%, HH = 31%
- ▶ North of Mayfield Rd = 18%
- ▶ South of Mayfield Rd = 18%
- ▶ Mayfield/SOM Area = 12%
- ▶ 68% do not have school aged children

- ▶ 18-34 = 10%, 35-49 = 25%, 50-64 = 29%, 65 and over = 35%
- ▶ Consistent with spring 2015 results
- ▶ Best results seen anywhere



# Rating Mayfield Schools

## *Excellent or Good*

- ▶ Overall 90% - Excellent or Good
- ▶ Top school district state and nation - 71%
- ▶ Reaching full potential - 82%
- ▶ Adapting curriculum to changing world - 79%
- ▶ Challenging - 82%
- ▶ Variety of educational opportunities - 83%

# Rating Mayfield Schools

Support for recent initiatives:

*Would each make you much more, somewhat more, make no difference or not sure?*

Much More or Somewhat More


- ▶ Mayfield Innovation Center - 86%
- ▶ Providing 1:1 learning devices - 75%
- ▶ Wildcat Sport and Fitness - 71%
- ▶ Wildcat Health and Wellness - 74%

# Rating Mayfield Schools

## Future Initiatives

### Top priority or Important

- ▶ MMS air conditioning - 82%
- ▶ Growing STEM2M - 92%
- ▶ MHS theatre improvements - 76%
- ▶ Blended learning - 88%
- ▶ MMS renovations - 75%
- ▶ Safety improvements - 91%





# Rating Mayfield Schools

## ▶ How Well Informed?

- ▶ 2016 Very informed/somewhat informed = 76% vs. 84% in 2015.
- ▶ Why the change? This sample included infrequent voters since we are considering a levy. As a rule, infrequent voters = less informed.

## Rating Mayfield Schools - Finance

5.	Now please tell me if you strongly agree, agree, disagree or strongly disagree with each of the following statements?	Strongly Agree	Agree	Disagree	Strongly Disagree	Not Sure
➤	The Mayfield Schools <u>could cut spending and it would NOT hurt the quality of education.</u>	19	17	19	34	10
➤	The Mayfield Schools <u>do a good job of using the tax money</u> they receive.	46	30	5	7	12

## Rating Mayfield Schools - Finance

6.	Please tell me if each one would make you much more or somewhat more supportive of the schools?				
		<u>Much More</u>	<u>Somewhat More</u>	<u>No Difference</u>	<u>Not Sure</u>
➤	All employee groups agreed to another <u>pay freeze in the current contract and a cap on health insurance rates</u> to help manage costs	38	29	28	6
7.	For <b>20</b> years the <u>schools have been recognized for excellence in financial reporting</u> and for the past 2 years, the treasurer <u>received a special State Auditor's award for a perfect report</u> . Is knowing that very important, somewhat important or not very important to you?	61	Very Important	29	Somewhat Important
		10	Not Very Important	<1	Not Sure

## Rating Mayfield Schools - Finance

8. Please tell me if you think each one is important and should be a top spending priority for the district; it is important, but not a top priority; or it is not that important for the schools to spend money on?

	<u>Top Priority</u>	<u>Important, Not Top</u>	<u>Not that Important</u>	<u>Not Sure</u>
➤ <u>Avoid making cuts in current educational staffing levels</u>	52	32	12	5

9. The Mayfield Schools are considering putting a combined operating levy and permanent improvement levy on the ballot.

➤ <u>If the schools were to ask voters to approve an additional levy to pay for operating and permanent improvement expenses, do you think you would vote for or against this additional tax issue for the Mayfield Schools?</u>	59	For
	26	Against
	15	Not Sure

## Rating Mayfield Schools - Finance

12. What if you knew that over the next two years, the school district will lose four million dollars because the state is cutting funding it promised to schools to replace business taxes? Would that make you more likely or less likely to vote for a school levy or wouldn't that make any difference to you?

**49** More Likely

6 Less Likely  
40 No Difference  
5 Not Sure

# HB64 / SB208 - State Support Discussion

Comprised of two components

## 1. Tangible Personal Property Loss Reimbursements - (FY15 \$3.5M & FY18 \$350K)

▶ HB64 Resumed the phase-out of the Tangible Personal Property Loss Reimbursements, which will be ZERO in FY2019.

▶ Mayfield CSD impact, \$3.5M CUMULATIVE LOSS over biennium.

▶ (\$3.5M) in FY2018

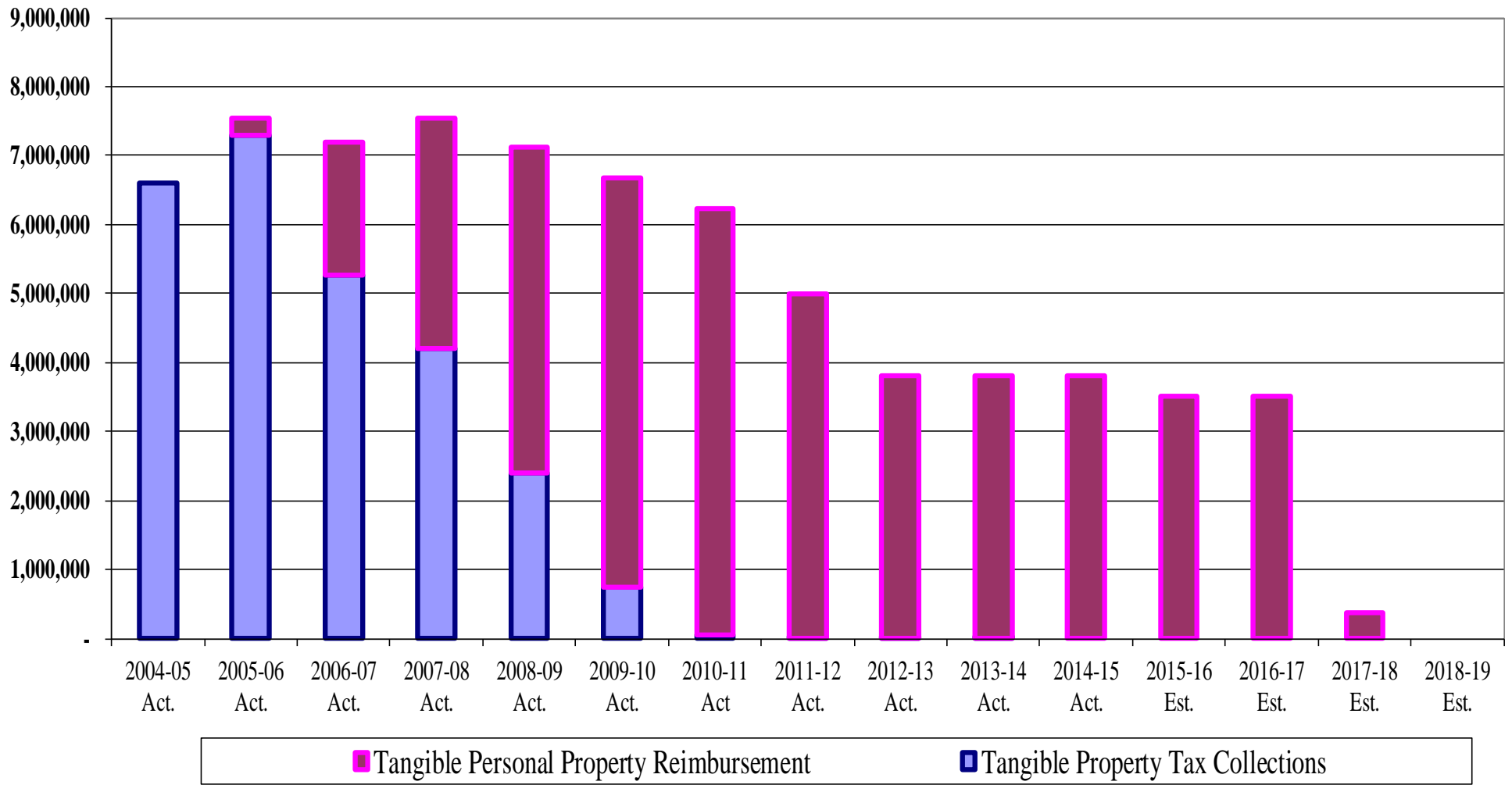
▶ (\$350K) in FY2019


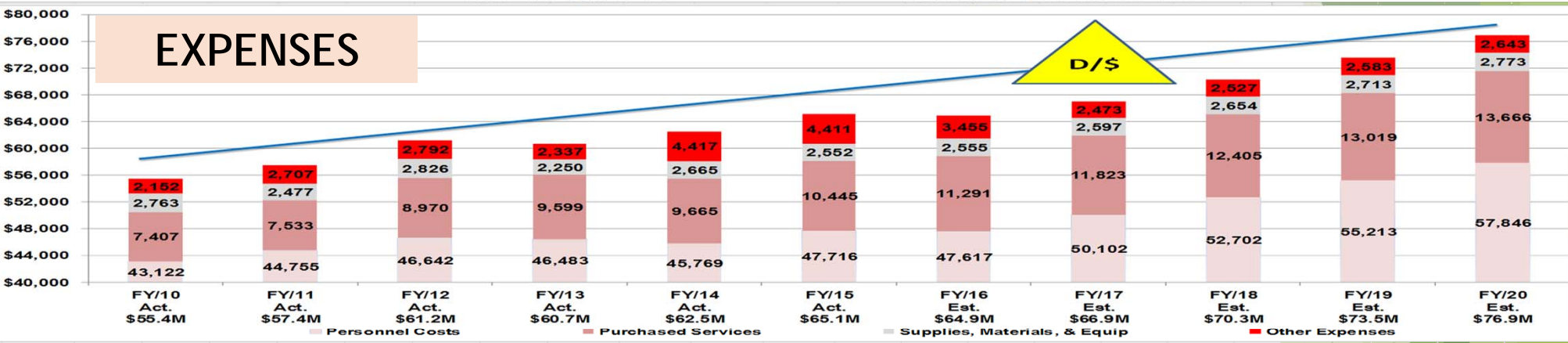
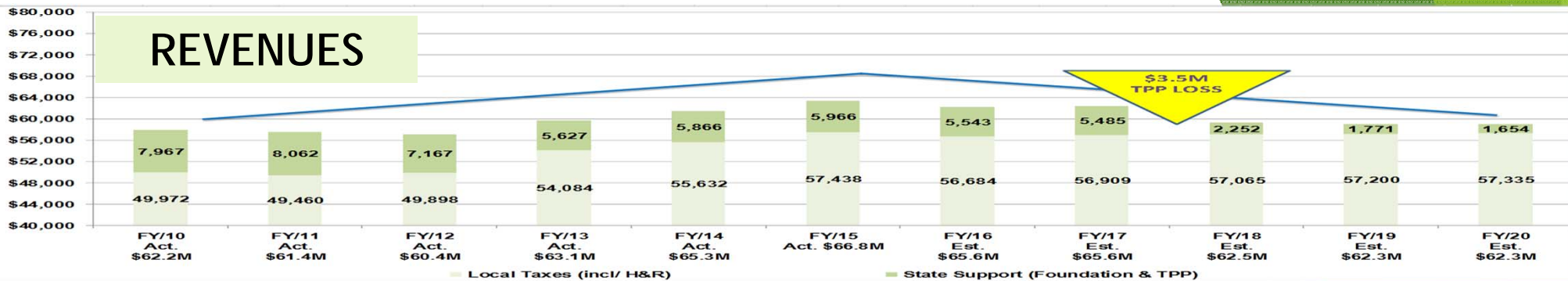
**(\$3.8M)**

▶ Governor vetoed provision requiring public school districts to receive a minimum level of state support equal to non-public schools.

▶ Mayfield state support would have increased by \$400 per pupil or \$1.6M per year.

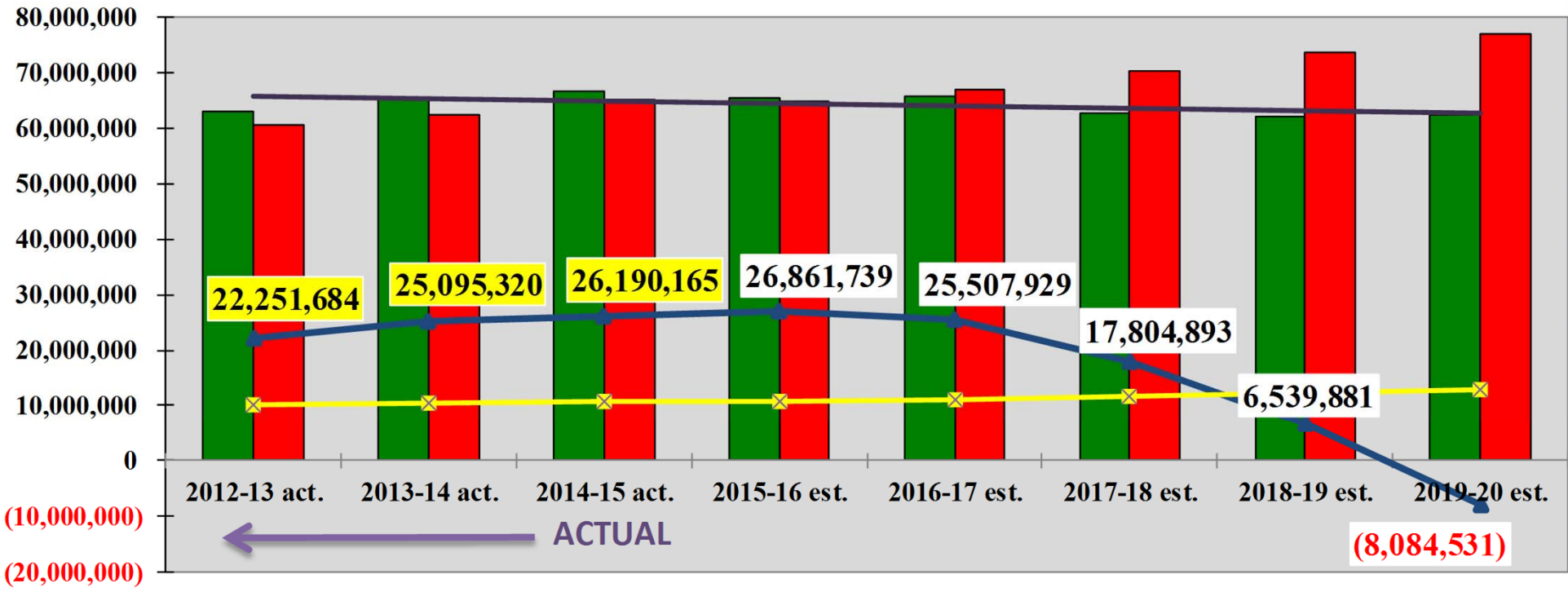
## Tangible Personal Property Tax Collections vs. Tangible Personal Property Hold Harmless Payments







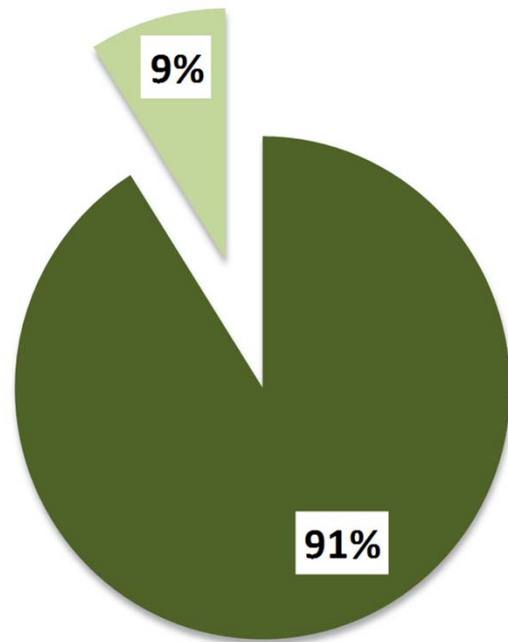
**Graph 13.7 Analysis of Total Operating Revenue, Expenditures, Ending Cash Balance**



■ Total Expenses     
 —●— Ending Unobligated Cash Balance June     
 —×— Targeted Ending Cash Balance, 90 days

# Revenue & Expense Graph - FY2016

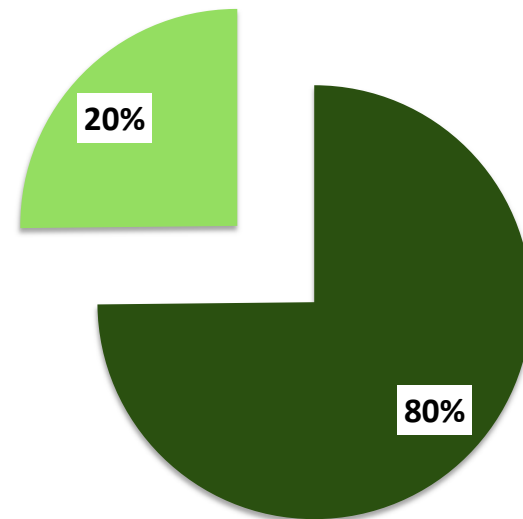
## REVENUES



■ Local Sources

■ State Support

## EXPENSES

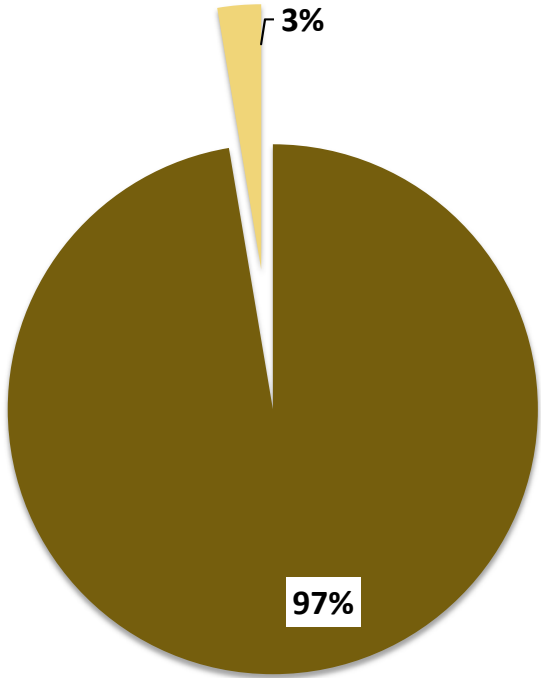


■ Personnel Costs

■ Purch Serv, Supplies, Equip, Other

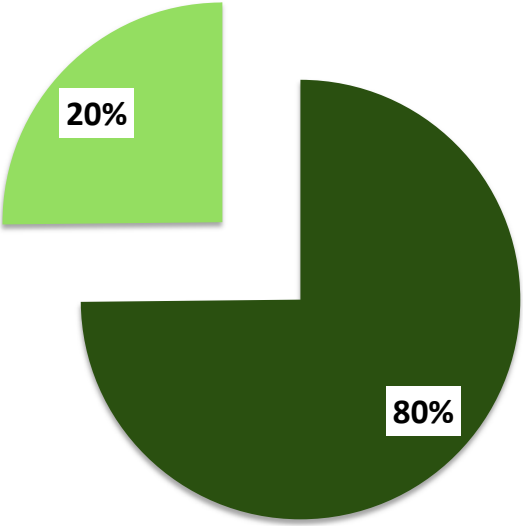
# Revenue & Expense Graph - FY2020

## REVENUES



■ Local Sources      ■ State Support

## EXPENSES



■ Personnel Costs      ■ Purch Serv, Supplies, Equip, Other

## 6-Year Vision/Measures

- ▶ **Fiscal Stewardship and Operations** - Create the infrastructure and efficient/effective operations that support the vision of the district through reallocation and allocation of resources to teaching and learning as measured by:
  1. 3-5 year levy cycles = **calendar year 2016, 4-year levy cycle**
  2. Avg. expenditure growth rate of 2% = **7-year avg. is less than 2%**
  3. Resource allocation analysis = **FY2014-15 & FY2015-16, \$600K each year or \$1.2M combined.**
  4. Return On Investment = **“Best value for the price”**
  5. school tax rate = **22<sup>nd</sup> lowest in Cuyahoga County out of 31 Districts**
  6. number of shared services opportunities = **Consortium Programs**
  7. market share = **“District of Choice”**

# Mayfield City School District

Every Student. Every day.

- ▶ Thank you!
- ▶ We truly appreciate the support of our residents.

