




CLOTH MASKS FOR CAREGIVERS RECOMMENDATIONS AT A GLANCE

CLOTH MASKS ARE **NOT** PERSONAL PROTECTIVE EQUIPMENT

NOT PPE	PPE	
 Cloth mask	 Surgical or ear-loop mask	 N95 mask

CLOTH MASK ESSENTIALS

WHEN TO WEAR	Upon entering all Cleveland Clinic locations, until you need to don PPE. Not to be worn in any COVID-19 cohort location.
HOW TO WEAR	Tie behind head and neck, or secure behind ears with bands. Nose and mouth should be covered.
WHERE TO GET	Pick up from your Cleveland Clinic supervisor or bring from home.

CLOTH MASK GUIDANCE

WHILE WEARING A CLOTH MASK	<ul style="list-style-type: none"> • Don't touch your mask while delivering patient care. • Perform hand hygiene before and after touching/adjusting mask during patient care.
TO DOFF	<ol style="list-style-type: none"> 1) Perform hand hygiene. 2) Remove cloth mask. 3) Visually inspect for damage/contamination. Get new mask if needed. 4) Fold so outer surface is turned inward during storage. You may store in your pocket or a bag when not in use. 5) Perform hand hygiene.
TO RE-DON	<ol style="list-style-type: none"> 1) Perform hand hygiene. 2) Don cloth mask. 3) Perform hand hygiene.
TO CLEAN	<ol style="list-style-type: none"> 1) Launder/wash on a gentle cycle with soap and hot water and dry completely after each shift, at home. 2) Replace if damaged/soiled/contaminated.
QUESTIONS?	Contact your manager.